



NATURAL STONE

WWW.EAGLEMASONRY.COM.AU

ADD: 9 ABBOTTS RD, DANDENONG SOUTH, 3175, MELBOURNE | PH: (03) 9706 4426 | FAX: (03) 9706 4428

CONTENTS:

BLUESTONE	_____	1
SANDSTONE	_____	2
BASALT	_____	3
GRANITE - INDOOR	_____	4
GRANITE - OUTDOOR	_____	5
LIMESTONE	_____	6
SLATE	_____	7
QUARTZITE	_____	8
COBBLESTONE		9
FLAGSTONE	_____	10
STACKSTONE	_____	11

SUITABILITY:

- INTERIOR FLOORING
- PEDESTRIAN WALK WAYS
- DRIVEWAYS
- SWIMMING POOL SURROUND
- WALL CLADDING
- HEAT INSULATOR (INTERIOR)
- LOW POROSITY
- HIGH DENSITY

SURFACE FINISH:

(H) HONED, (BH) BUSH HAMMERED, (SB) SAND BLASTED, (F) FLAMED,

SIZES (MM):

PAVING: 400X400X10-30 TO 1000X500X10-30
COPING: 500X350X20-30 TO 800X400X20-30
PLEASE ENQUIRE FOR OTHER SIZES NOT SPECIFIED



BLUESTONE (H)



BLUESTONE (SB)



BLUESTONE (BH)



BLUESTONE (F)

SUITABILITY:

- | | |
|--|--|
| <input checked="" type="checkbox"/> INTERIOR FLOORING | <input checked="" type="checkbox"/> WALL CLADDING |
| <input checked="" type="checkbox"/> PEDESTRIAN WALK WAYS | <input type="checkbox"/> HEAT INSULATOR (INTERIOR) |
| <input type="checkbox"/> DRIVEWAYS | <input type="checkbox"/> LOW POROSITY |
| <input checked="" type="checkbox"/> SWIMMING POOL SURROUND | <input type="checkbox"/> HIGH DENSITY |

SURFACE FINISHES:

(H) HONED, (SB) SAND BLASTED, (B) BRUSHED

SIZES (MM):

PAVING: 300X300X15-30 TO 600X600X15-30
COPING: 300X300X20-30 TO 600X600X20-30
PLEASE ENQUIRE FOR OTHER SIZES NOT SPECIFIED.




RAINBOW SANDSTONE (H)



TEAKWOOD SANDSTONE (H)



REDVEIN SANDSTONE (H)



YELLOW SANDSTONE (H)



CLOUD WAVE SANDSTONE (H)



JUPITER BROWN SANDSTONE (H)



BLACK SANDSTONE (H)



BLUE SANDSTONE (H)

SUITABILITY:

- INTERIOR FLOORING
- PEDESTRIAN WALK WAYS
- DRIVEWAYS
- SWIMMING POOL SURROUND
- WALL CLADDING
- HEAT INSULATOR (INTERIOR)
- LOW POROSITY
- HIGH DENSITY

SURFACE FINISH:


(H) HONED, (BH) BUSH HAMMERED, (B) BRUSHED, (SB) SAND BLASTED, (G) GROOVED

SIZES (MM):

PAVING: 400X400X10-30 TO 1000X500X10-30

COPING: 500X350X20-30 TO 800X400X20-30

PLEASE ENQUIRE FOR OTHER SIZES NOT SPECIFIED.



BLACK PEARL BASALT (H)



BLACK PEARL BASALT (F)



GREY BASALT (SB)




GREY BASALT (BH)



GREY BASALT (F)



GREY BASALT (CH)



GREY BASALT (G)



LAVA STONE (B)

GRANITE / INDOOR

SUITABILITY:

- INTERIOR FLOORING
- PEDESTRIAN WALK WAYS
- DRIVEWAYS
- SWIMMING POOL SURROUND
- WALL CLADDING
- HEAT INSULATOR (INTERIOR)
- LOW POROSITY
- HIGH DENSITY

SURFACE FINISH:

(H) HONED, (SB) SAND BLASTED, (P) POLISHED

SIZES (MM):

PAVING: 400X400X10-30 TO 1000X500X10-30

COPING: 500X350X20-30 TO 800X400X20-30

PLEASE ENQUIRE FOR OTHER SIZES NOT SPECIFIED.



RAVEN BLACK (P)



DARK GREY (P)



BUTTERFLY BLUE (P)



RED BLOSSOM (P)



FLOWER WHITE (P)



CALEDONIA BROWN (P)



EMERALD GREEN (P)



GOLDEN STRIPE (P)



BLUE PEARL (P)

GRANITE / OUTDOOR

SUITABILITY:

- INTERIOR FLOORING
- PEDESTRIAN WALK WAYS
- DRIVEWAYS
- SWIMMING POOL SURROUND
- WALL CLADDING
- HEAT INSULATOR (INTERIOR)
- LOW POROSITY
- HIGH DENSITY

SURFACE FINISH:

(H) HONED, (BH) BUSH HAMMERED, (SB) SAND BLASTED, (NS) NATURAL SPLIT,

SIZE (MM):

PAVING: 400X400X10-30 TO 1000X500X10-30

COPING: 500X350X20-30 TO 800X400X20-30

PLEASE ENQUIRE FOR OTHER SIZES NOT SPECIFIED.




RAVEN BLACK (F)



DARK GREY (F)



BROWN MAUVE (F)



FLOWER WHITE (F)



RED BLOSSOM (F)



ROSA WHITE (F)



GOLD STRIPE (F)



PEARL WHITE (F)



MORNING ROSE (F)

SUITABILITY:

- | | |
|--|--|
| <input type="checkbox"/> INTERIOR FLOORING | <input checked="" type="checkbox"/> WALL CLADDING |
| <input checked="" type="checkbox"/> PEDESTRIAN WALK WAYS | <input type="checkbox"/> HEAT INSULATOR (INTERIOR) |
| <input type="checkbox"/> DRIVEWAYS | <input type="checkbox"/> LOW POROSITY |
| <input checked="" type="checkbox"/> SWIMMING POOL SURROUND | <input type="checkbox"/> HIGH DENSITY |

SURFACE FINISH:

(H) HONED, (SB) SAND BLASTED, (NS) NATURAL SPLIT, (B) BRUSHED

SIZES (MM):


PAVING: 400X400X10-30 TO 1000X500X10-30

COPING: 500X350X20-30 TO 800X400X20-30


PLEASE ENQUIRE FOR OTHER SIZES NOT SPECIFIED



YELLOW LIMESTONE (B)



BLACK LIMESTONE (H)



BLACK MOSIAC LIMESTONE (H)



GREY MOSIAC LIMESTONE 1



GREY MOSIAC LIMESTONE 2

SUITABILITY:

- INTERIOR FLOORING
- PEDESTRIAN WALK WAYS
- DRIVEWAYS
- SWIMMING POOL SURROUND
- WALL CLADDING
- HEAT INSULATOR (INTERIOR)
- LOW POROSITY
- HIGH DENSITY


SURFACE FINISH:

(NS) NATURAL SPLIT

SIZES (MM):

300X300X10-30 TO 600X900X10-30

PLEASE ENQUIRE FOR OTHER SIZES NOT SPECIFIED.



IRON RUST (NS)



GOLDEN QUARTZ (NS)



BLACK MUSTANG (NS)



PURPLE SLATE (NS)



MULTI COLOR SLATE (NS)



ORIENTAL YELLOW (NS)



OLIVE GREEN (NS)



LOTUS GREEN (NS)

- INTERIOR FLOORING
- PEDESTRIAN WALK WAYS
- DRIVEWAYS
- SWIMMING POOL SURROUND
- WALL CLADDING
- HEAT INSULATOR (INTERIOR)
- LOW POROSITY
- HIGH DENSITY

SURFACE FINISH:

(H) HONED, (SB) SAND BLASTED, (F) FLAMED, (NS) NATURAL SPLIT

SIZES (MM):


PAVING: 300X300X15-30 TO 600X600X15-30
COPING: 300X300X20-30 TO 600X400X20-30
PLEASE ENQUIRE FOR OTHER SIZES NOT SPECIFIED.



BLACK QUARTZITE (F)



BLUELAKE QUARTZITE (NS)



WHITE QUARTZITE (F)

COBBLE STONE

SUITABILITY:

- | | |
|--|--|
| <input type="checkbox"/> INTERIOR FLOORING | <input type="checkbox"/> WALL CLADDING |
| <input checked="" type="checkbox"/> PEDESTRIAN WALK WAYS | <input type="checkbox"/> HEAT INSULATOR (INTERIOR) |
| <input checked="" type="checkbox"/> DRIVEWAYS | <input checked="" type="checkbox"/> LOW POROSITY |
| <input checked="" type="checkbox"/> SWIMMING POOL SURROUND | <input checked="" type="checkbox"/> HIGH DENSITY |

SURFACE FINISH:

(H) HONED, (SB) SAND BLASTED, (NS) NATURAL SPLIT, (T) TUMBLED

SIZES (MM):

COBBLE: 50X50X50 TO 200X200X100
PLEASE ENQUIRE FOR OTHER SIZES NOT SPECIFIED



SUNSET YELLOW COBBLE (T)



RED SANDSTONE COBBLE (T)



JUPITER BROWN COBBLE (T)



ROYAL GREY COBBLE (T)



LIGHT GREY COBBLE (T)



NEO BASALT COBBLE (T)



BLUESTONE BRICK PAVER (T)



BLUESTONE COBBLE (H/T)

SUITABILITY:

- INTERIOR FLOORING
- PEDESTRIAN WALK WAYS
- DRIVEWAYS
- SWIMMING POOL SURROUND

- WALL CLADDING
- HEAT INSULATOR (INTERIOR)
- LOW POROSITY
- HIGH DENSITY

SIZES MM:

750X550X11-13 TO 1050X720X13-17




COFFEE BROWN HARD SANDSTONE (NO MESH)



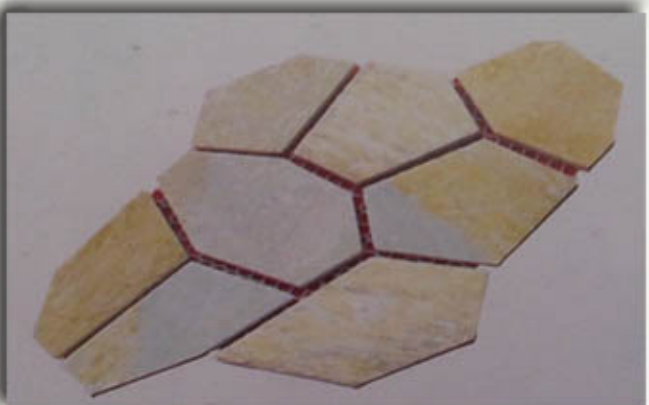
BLUE LAKE FLAGSTONE



GREY BLUE FLAGSTONE



BLACK MUSTANG FLAGSTONE



GOLDEN FLAGSTONE



RUST YELLOW FLAGSTONE

STACK STONE

SUITABILITY:

☑ HIGH DURABILITY

☑ WALL CLADDING INTERNAL / EXTERNAL

SURFACE FINISH:

(NS) NATURAL SPLIT, (FL) FLAT

SIZE (MM)

600X150X20-35 TO 610X152X20-35



BLACK QUARTZITE (FL)



WHITE QUARTZITE (FL)



BLACK RUSTY SLATE (FL)



RUSTY SLATE (NS)



BLACK SLATE WALL LEDGER



GREYNISH SLATE (FL)



BLACK SLATE (NS)



BLACK SLATE (FL)



DESERT GOLD SLATE (NS)



DESERT GOLD SLATE (FL)



YELLOW SANDSTONE (FL)



MULTICOLOUR SLATE (FL)